



***Quarterly
performance
report***

***Quarter 4 2018
and
Quarter 1 2019***

*Service delivery
standards under the
Mining Act 1992*

April 2019

© Crown Copyright 2019 NSW Government

Copyright notice

In keeping with the NSW Government's commitment to encourage the availability of information, you are welcome to reproduce the material appearing in **Quarterly performance report: Quarter 4 2018 and Quarter 1 2019** Service Delivery Standards for personal, in-house or non-commercial use without formal permission or charge. All other rights are reserved.

Document control

Publication title: Quarterly performance report: Quarter 4 2018 and Quarter 1 2019

Document reference: DOC19/327923

Authorised by: Dr David Blackmore

Document controller: Param Dogra

Published by: NSW Department of Planning and Environment

ABN: 38 755 709 681

First published April 2019

More information

Resource Operations

Division of Resources and Geoscience

Department of Planning and Environment

516 High Street, Maitland NSW

PO Box 344, Hunter Region Mail Centre NSW 2310

titles.services@planning.nsw.gov.au

www.resourcesandgeoscience.nsw.gov.au

Contents

Executive summary	4
Overview	4
New workflow tracking system	4
Revised format	4
Quarter 4 2018 performance report	5
Quarter 1 2019 performance report	6
Tables	
Table 1 Q4 2018 performance per application type	6
Table 2 Applications received per quarter	5
Table 3 Q1 2019 performance per application type	6
Table 4 Applications received per quarter	7
Figures	
Figure 1 Q4 2018 service delivery standard performance	6
Figure 2 Q1 2019 service delivery standard performance	6
Figure 3 Breakdown of applications/determinations received pre and post 2019	6
Figure 4 Q1 2019 performance from applications received pre 2019	6
Figure 5 Q1 2019 performance from applications received post 2019	6

Executive summary

Overview

This report provides a summary of the performance for the provision of title assessments and processing within the NSW Department of Planning and Environment's Division of Resources and Geoscience (the Division) for:

- Quarter 4 2018 (1 October 2018 to 31 December 2018)
- Quarter 1 2019 (1 January 2019 to 31 March 2019).

The Division's performance is reported against service delivery standards noting target timeframes for the processing of applications under the *Mining Act 1992*. These are published by the Division at:

www.resourcesandgeoscience.nsw.gov.au/miners-and-explorers/programs-and-initiatives/service-delivery

Exception management (stop-the-clock) protocols apply when circumstances beyond the control of the Division's process prevent the valid assessment of an application. More information on exception management can be found at:

www.resourcesandgeoscience.nsw.gov.au/miners-and-explorers/programs-and-initiatives/service-delivery

New workflow tracking system

The Quarter 1 2019 (Q1 2019) performance report is the first report using data extracted solely from a recently implemented workflow tracking system. This system provides better visibility and analytics over the processing of applications. The new system continues to undergo business improvement, with additional functionality to be added iteratively throughout 2019.

The data presented in the Quarter 4 2018 (Q4 2018) performance report was extracted from the Titles Administration System (TAS), the predecessor to the new workflow management system. The reports for both Q4 2018 and Q1 2019 have been consolidated to ensure the integrity of all data and maximise data correlation across reporting periods during the transition to the new workflow tracking system.

Revised format

The format of the Q4 2018 and Q1 2019 performance reports has been revised to resemble a dashboard style with key information presented. The intention is for this dashboard style to be carried forward for all future quarterly reports.

The format of the Q1 2019 performance report includes additional data for all decisions finalised in Q1 2019 by representing:

- applications submitted prior to Q1 2019 and finalised in Q1 2019
- applications submitted in and finalised in Q1 2019.

Quarterly performance report Quarter 4 2018

Service delivery standards under the Mining Act 1992

Performance overview

This report includes title applications received, security deposits released and decisions notified, as measured against service delivery standards published by the Division. The data presented in this report has been collected from 1 October 2018 to 31 December 2018. During this quarter, **56** notifications of proposed decisions and security deposit releases were issued. Of these, **66 per cent** met the target timeframe.

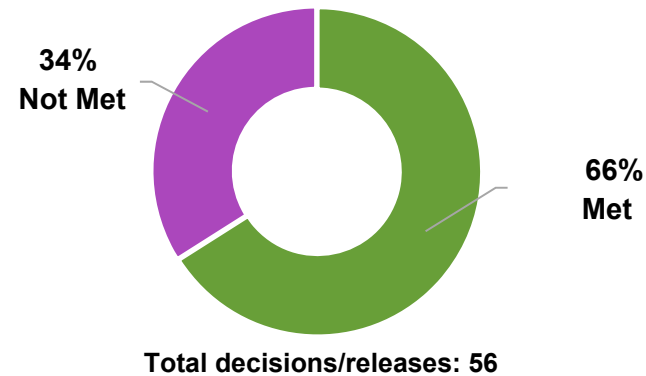


Figure 1 Q4 2018 Service Delivery Standard Performance

Performance breakdown

The following table details the tile applications processed this quarter.

Table 1 Q4 2018 performance per application type

Service Performance this quarter (October – December 2018)				
Application type	Decisions notified	Met	Not met	Service performance
Coal exploration licence applications ¹	0	0	0	N/A
Mineral exploration licence applications ²	14	10	4	71%
Mineral and coal mining lease applications ²	3	1	2	33%
Assessment lease applications ²	0	0	0	N/A
Coal exploration licence renewals ²	2	0	2	0%
Mineral exploration licence renewals ²	16	8	8	50%
Mineral and coal mining lease renewals ²	3	0	3	0%
Assessment lease renewals ²	0	0	0	N/A
Security deposit release ³	18	18	0	100%
Extraction Plan approvals ⁴	0	0	0	N/A
Total	56	37	25	66%

¹ Target timeframe within 85 business days

² Target timeframe within 45 business days

³ Target timeframe within 10 business days

⁴ Target timeframe within 90 business days

Applications received

Applications received from 1 October 2017 to 31 December 2018 averaged approximately 117 per quarter. There were 133 applications received during this quarter, compared to 155 for the same period last year.

Table 2 Applications received per quarter

Application type	1 Oct 2017 to 31 Dec 2017	1 Jan 2018 to 31 Mar 2018	1 Apr 2018 to 30 Jun 2018	1 Jul 2018 to 30 Sep 2018	1 Oct 2018 to 31 Dec 2018
COAL					
Exploration licence applications	3	0	1	1	1
Assessment lease applications	0	0	0	1	0
Mining lease applications	6	0	2	0	1
Application to vary a mining lease to attach an ancillary mining activity condition	10	3	0	0	0
Exploration licence renewals	11	6	11	10	6
Assessment lease renewals	0	0	1	0	0
Mining lease renewals	2	3	1	4	0
Total	32	12	16	16	8
MINERALS					
Exploration licence applications	58	39	41	24	34
Assessment lease applications	0	0	0	0	0
Mining lease applications	3	3	3	2	1
Application to vary a mining lease to attach an ancillary mining activity condition	6	0	0	0	0
Exploration licence renewals	49	45	37	32	39
Assessment lease renewals	1	0	0	0	1
Mining lease renewals	6	4	13	13	50
Total	123	91	94	71	125
PETROLEUM					
Exploration licence applications	0	0	0	0	0
Assessment lease applications	0	0	0	0	0
Production lease applications	0	0	0	0	0
Exploration licence renewals	0	1	0	0	0
Assessment lease renewals	0	0	0	0	0
Production lease renewals	0	0	0	0	0
Total	0	1	0	0	0
Grand total*	155	104	110	87	133

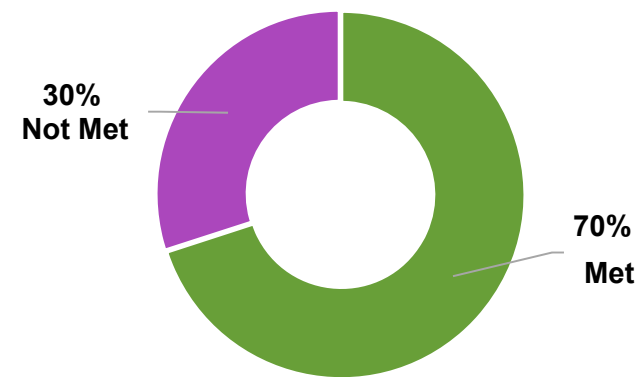
*This is the total number of applications received in the quarter, some of which may have been finalised and some may still be under consideration.

Quarterly performance report Quarter 1 2019

Service delivery standards under the Mining Act 1992

Performance overview

This report includes title applications received, security deposits released and decisions notified, as measured against service delivery standards published by the Division. The data presented in this report has been collected from 1 January 2019 to 31 March 2019. During this quarter, **145** notifications of proposed decisions and security deposit releases were issued. Of these, **70 per cent** met the target timeframe.



Total decisions/releases: 145

Figure 2 Q1 2019 Service Delivery Standard Performance

Performance breakdown

The following table details the tile applications processed this quarter.

Table 3 Q1 2019 performance per application type

Service Performance this quarter (January - March 2019)				
Application type	Decisions notified	Met	Not Met	Service Performance
Coal exploration licence applications ¹	0	0	0	N/A
Mineral exploration licence applications ²	30	20	10	67%
Mineral and coal mining lease applications ²	4	1	3	25%
Assessment lease applications ²	0	0	0	N/A
Coal exploration licence renewals ²	0	0	0	N/A
Mineral exploration licence renewals ²	34	16	18	47%
Mineral and coal mining lease renewals ²	62	49	13	79%
Assessment lease renewals ²	0	0	0	N/A
Security deposit release ³	15	15	0	100%
Extraction plan approvals ⁴	0	0	0	N/A
Total	145	101	44	70%

¹ Target timeframe within 85 business days

² Target timeframe within 45 business days

³ Target timeframe within 10 business days

⁴ Target timeframe within 90 business days

Application breakdown by timeframe (pre and post 2019)

It should be noted that not all decisions/releases finalised in Q1 2019 were submitted in that quarter. Of the total 145 decisions/releases finalised in Q1 2019, only 36 were submitted in the quarter. The remaining 109 decisions were submitted prior to 2019, with some as far back as May 2015.

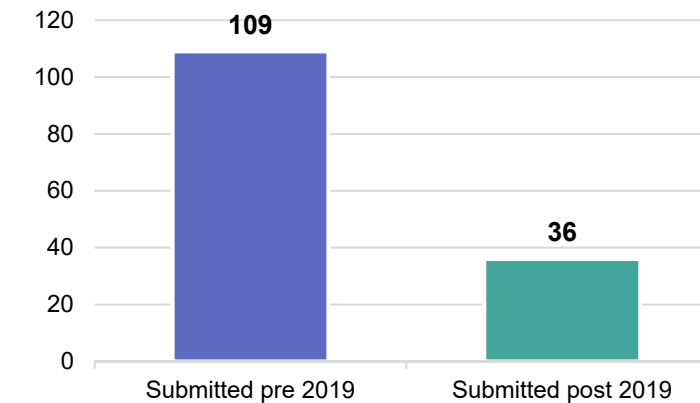
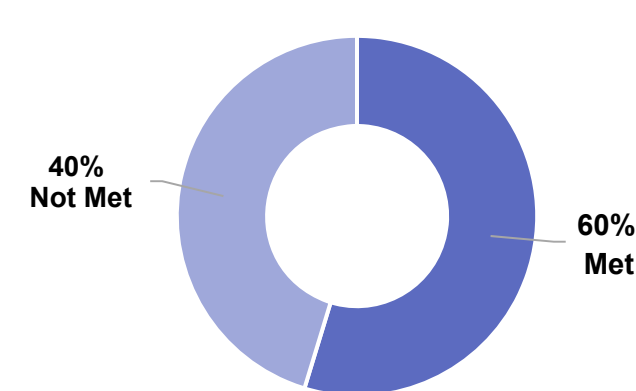


Figure 3 Breakdown of applications/determinations received pre and post 2019

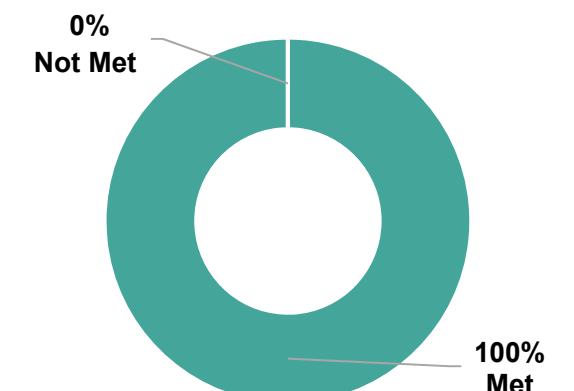
Performance by timeframe (pre and post 2019)

The pie charts below categorise the Division's service performance by timeframe (i.e. on whether the application was received in Q1 2019 or prior to it). Of the 145 decisions/releases finalised in Q1 2019, 36 of them were received in Q1 2019, with a 100 per cent meeting the target timeframe. The remaining 109 applications finalised in Q1 2019 were received prior to Q1 2019, with 60 per cent meeting the target timeframe. This indicates a performance improvement in 2019.



Total decisions: 109

Figure 4 Q1 Performance from applications received pre 2019



Total decisions/releases: 36

Figure 5 Q1 Performance from applications received post 2019

Applications received

Applications received from 1 January 2018 to 31 March 2019 averaged approximately 100 per quarter. There were 65 applications received during this quarter, compared to 104 for the same period last year.

Table 4 Applications received per quarter

Application type	1 Jan 2018 to 31 Mar 2018	1 Apr 2018 to 30 Jun 2018	1 Jul 2018 to 30 Sep 2018	1 Oct 2018 to 31 Dec 2018	1 Jan 2019 to 31 Mar 2019
COAL					
Exploration licence applications	0	1	1	1	0
Assessment lease applications	0	0	1	0	0
Mining lease applications	0	2	0	1	2
Application to vary a mining lease to attach an ancillary mining activity condition	3	0	0	0	0
Exploration licence renewals	6	11	10	6	3
Assessment lease renewals	0	1	0	0	0
Mining lease renewals	3	1	4	0	2
Total	12	16	16	8	7
MINERALS					
Exploration licence applications	39	41	24	34	19
Assessment lease applications	0	0	0	0	2
Mining lease applications	3	3	2	1	2
Application to vary a mining lease to attach an ancillary mining activity condition	0	0	0	0	
Exploration licence renewals	45	37	32	39	27
Assessment lease renewals	0	0	0	1	0
Mining lease renewals	4	13	13	50	8
Total	91	94	71	125	58
PETROLEUM					
Exploration licence applications	0	0	0	0	0
Assessment lease applications	0	0	0	0	0
Production lease applications	0	0	0	0	0
Exploration licence renewals	1	0	0	0	0
Assessment lease renewals	0	0	0	0	0
Production lease renewals	0	0	0	0	0
Total	1	0	0	0	0
Grand total	104	110	87	133	65*

*Represents the total number of applications received in Q1 2019. As a total of 36 applications were finalised in Q1 2019, the remaining 29 (65 – 36) are still under consideration.